



# Charlestown Crime Report

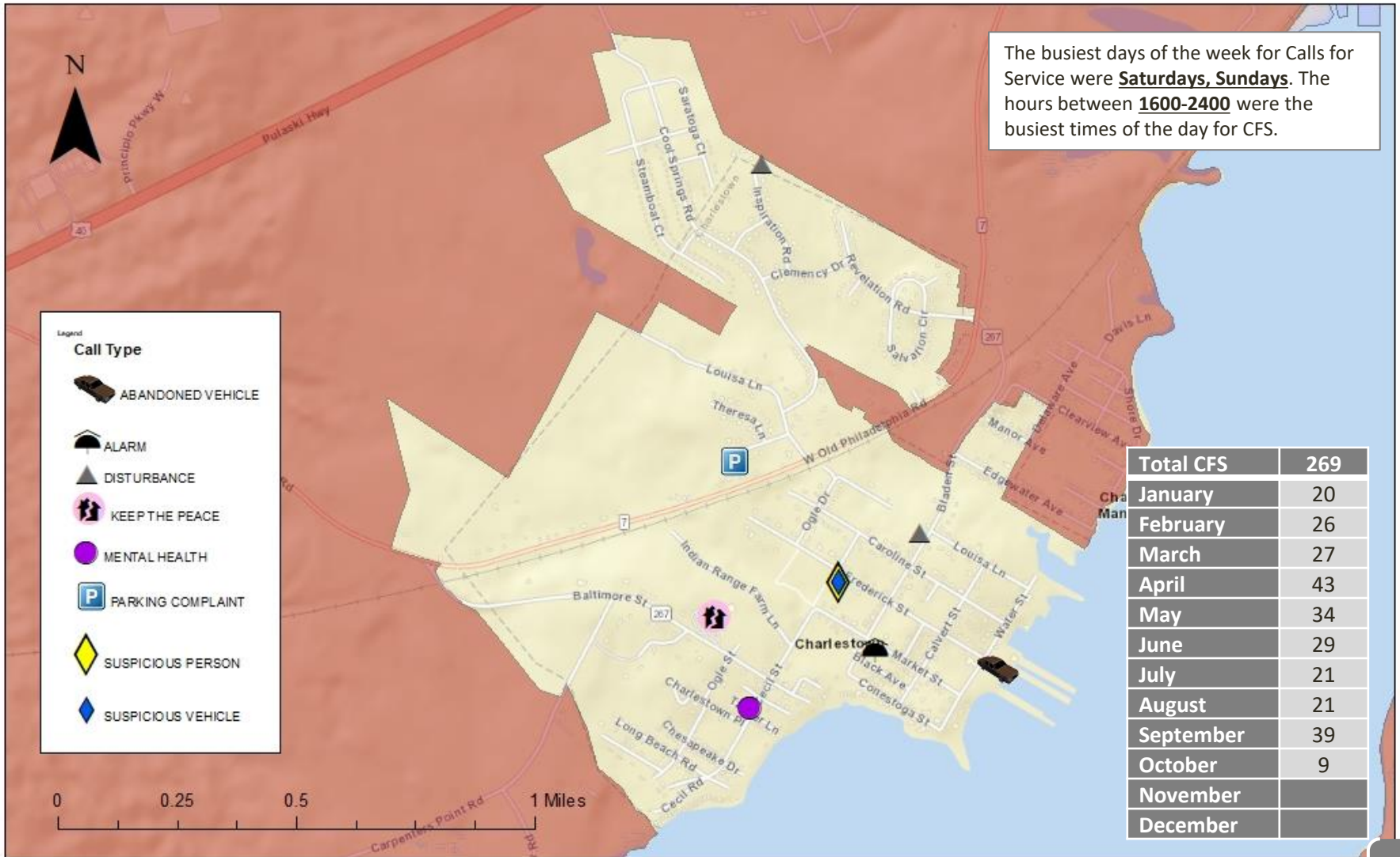
October 2024



# Disclaimer

- The following statistics are based on the Cecil County Sheriff's Office (CCSO) Records Management System. Numbers are derived through case coding and geocoding mapping results (approx. 5-7% margin of error). Additionally, the following information is subject to change based upon late reporting, closures, and other unforeseen circumstances.
- Non-Officer Initiated Calls for Service (CFS) Include all calls that were dispatched. Please note that a CFS may not indicate that a crime has occurred.
- Data in this report range from October 1, 2024 through October 31, 2024.

# Charlestown - Non-Officer Initiated Calls for Service October 2024



Date Completed: November 4, 2024  
Completed By: Jennifer Heitz

# Calls for Service – Town Limits

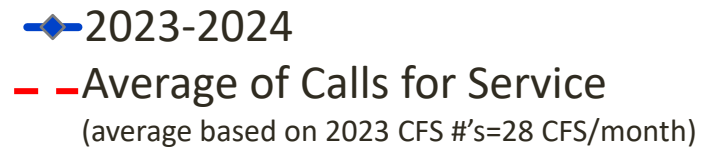
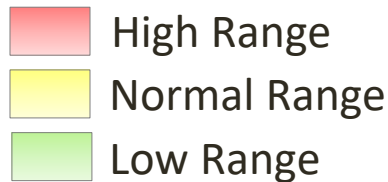
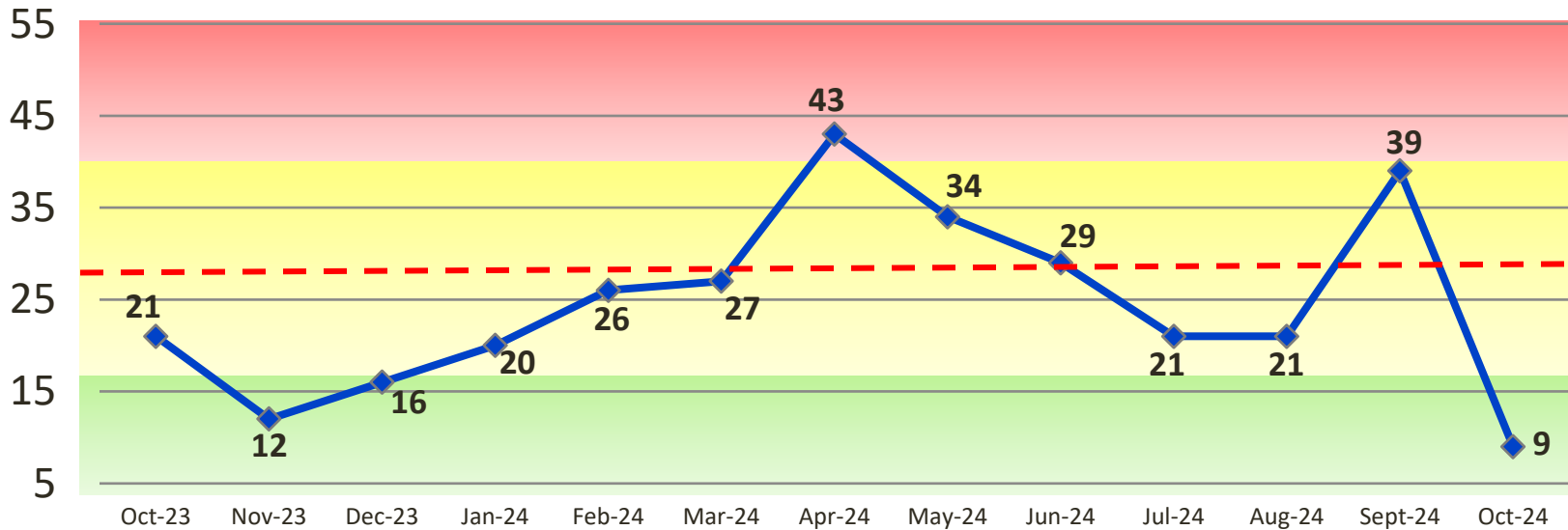


**Total 2024 CFS: 269** (Jan. – Oct. 2024)

**Total 2023 CFS: 305** (Jan. – Oct. 2023)

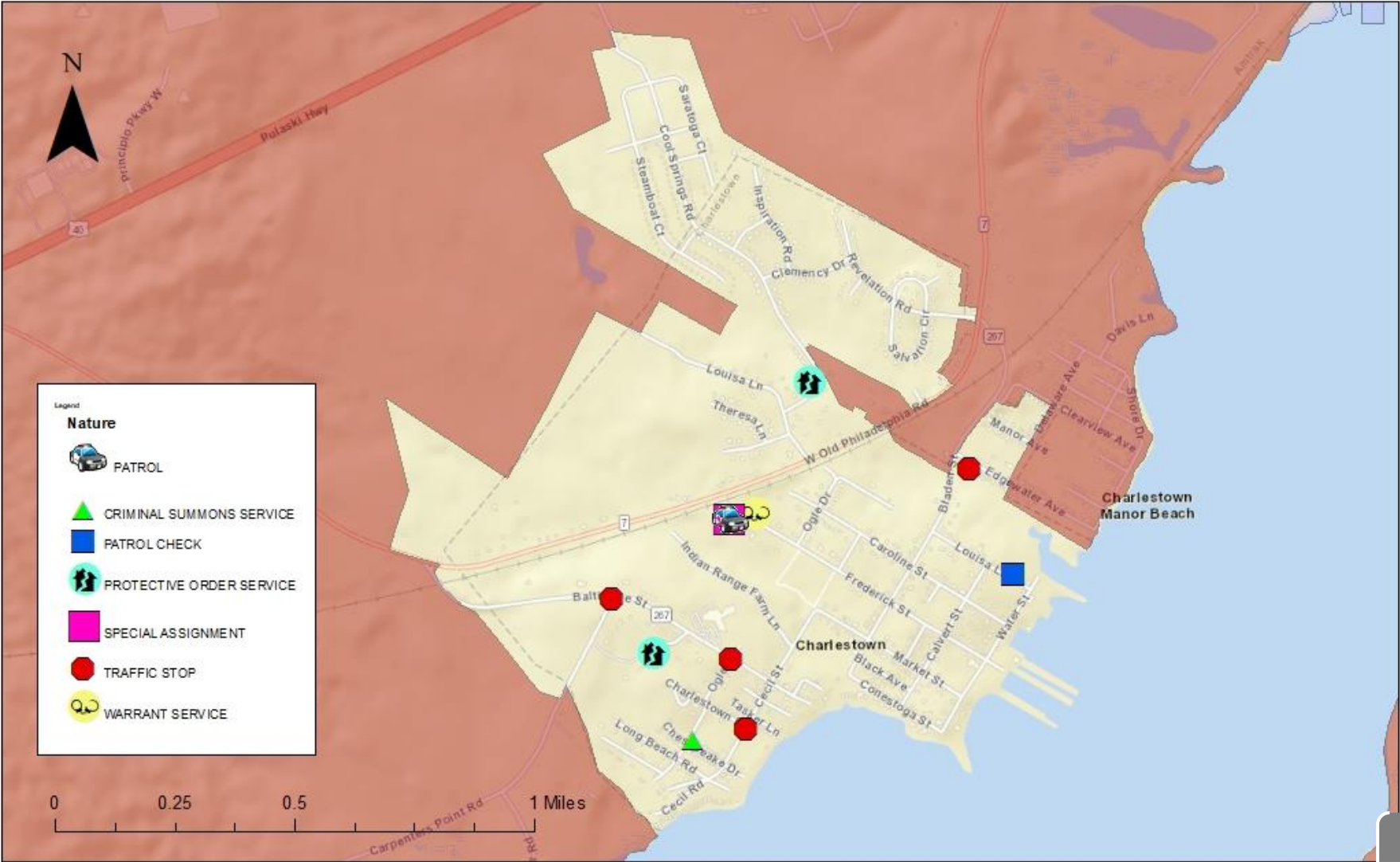
*12% decrease in non-officer-initiated calls for service when comparing 2023 YTD to 2024 YTD.*

## 2023 - 2024

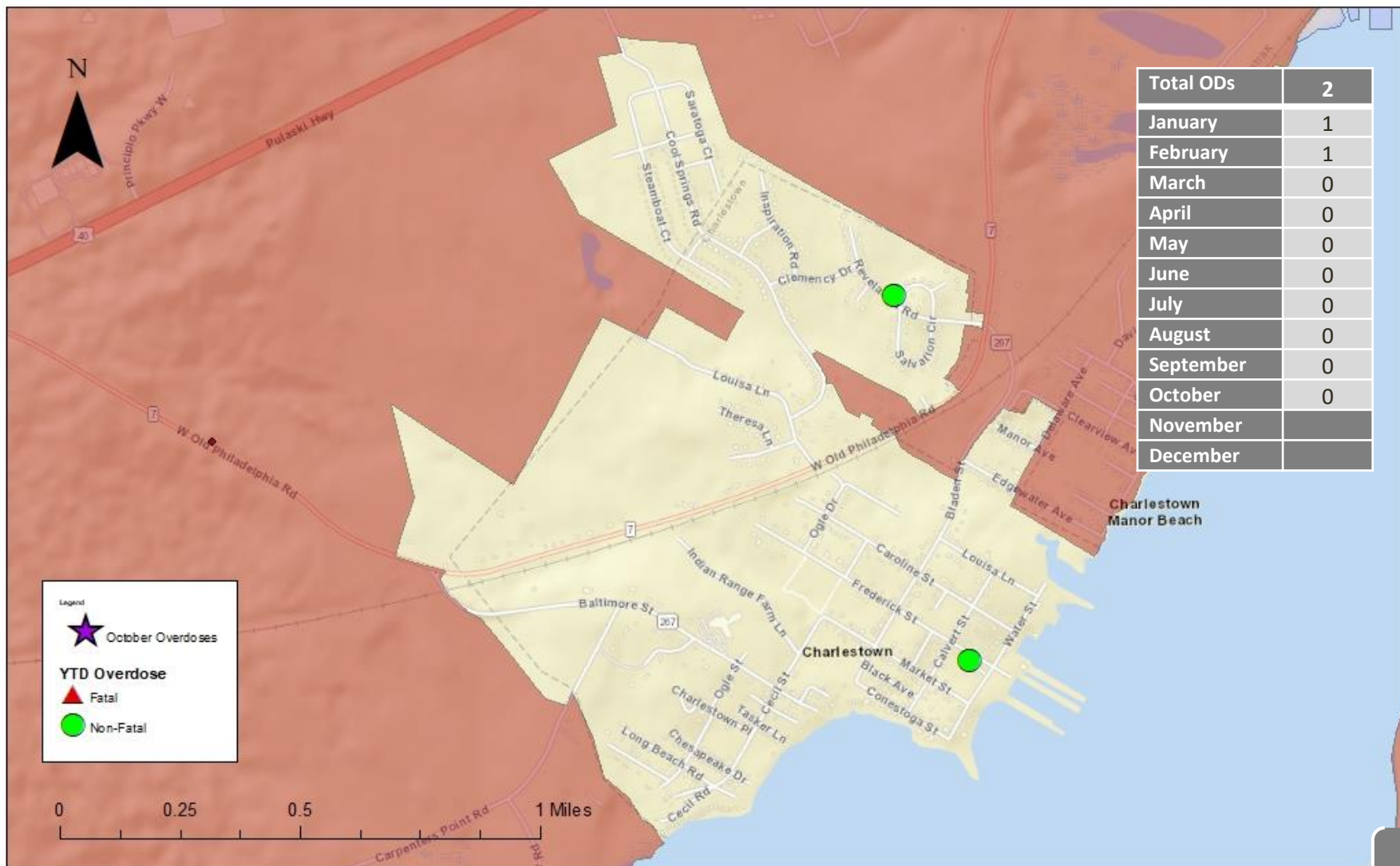


*Includes Calls for Service handled by the Maryland State Police*

# Charlestown - Officer Initiated Calls for Service October 2024



# Charlestown - Overdoses October 2024



Total ODs	2
January	1
February	1
March	0
April	0
May	0
June	0
July	0
August	0
September	0
October	0
November	
December	

**Legend**

- ★ October Overdoses

**YTD Overdose**

- ▲ Fatal
- Non-Fatal



Date Completed: November 4, 2024  
Completed By: Jennifer Heitz

## 2024 Charlestown Patrol Stats

Charlestown Patrol	Jan. 2024	Feb. 2024	Mar. 2024	Apr. 2024	May 2024	Jun. 2024	Jul. 2024	Aug. 2024	Sept. 2024	Oct. 2024	Nov. 2024	Dec. 2024	YTD Stats
<b>Administrative</b>													
Patrol Shifts Approved	10	10	10	10	20	20	20	20	20	10			150
Patrol Hours Approved	40	40	40	40	80	80	80	80	80	40			600
Patrol Hours Used	36	40	40	40	56	36	44	60	64	40			456
Hours Scheduled & Not Covered	0	0	0	0	0	0	0	0	0	0			0
Hours for Month w/Overtime Used	0	0	0	0	0	0	0	0	0	0			0
# Shifts Operating Radar	0	0	0	0	0	0	0	0	0	0			0
Hours of Overtime	0	0	0	0	0	0	0	0	0	0			0
Calls for Service	1	0	1	4	2	0	2	1	1	0			12
Calls Received/Assist Out of Town	2	0	1	0	0	0	1	0	1	0			5
# of Patrol/Property Checks	29	25	35	49	44	34	75	109	148	43			591
<b>Traffic Enforcement</b>													
Traffic Citations Issued (Radar)	0	0	0	2	1	0	0	1	0	0			4
Traffic Citations Issued (Non-Radar)	0	0	3	1	4	0	3	1	2	2			16
Warnings Issued (Radar)	0	0	0	5	4	1	28	8	9	2			57
Warnings Issued (Non-Radar)	1	0	5	5	5	2	0	6	6	3			33
Repair Orders Issued	0	0	0	0	0	0	0	0	0	0			0
Parking Citations	0	0	0	0	0	0	0	0	0	0			0
<b>Criminal Warrant/Summons</b>													
District Court Warrants Served	0	0	0	0	0	0	0	0	0	0			0
Circuit Court Warrants Served	0	0	0	0	0	0	0	0	0	0			0
Total Warrant Attempts	0	0	0	0	0	0	0	0	0	0			0
Criminal Summons Served	0	0	0	0	0	0	0	0	0	0			0
<b>Civil Process</b>													
Civil Papers Served	0	0	0	0	0	0	0	0	0	0			0
Civil Papers Attempted	0	0	0	0	0	0	0	0	0	0			0
<b>Arrests</b>													
DUI/DWI Arrest	0	0	1	0	0	0	0	0	0	0			1
Traffic Related Arrests	0	0	1	1	1	0	0	0	0	0			3
On-View/Criminal Arrest	0	0	0	0	0	0	0	0	0	0			0
Juvenile Arrest	0	0	0	0	0	0	0	0	0	0			0
Adult Arrests	0	0	0	0	0	0	0	0	0	0			0
<b>Civil Citations</b>													
CDS	0	0	0	0	0	0	0	0	0	0			0
Other	0	0	0	0	0	0	0	0	0	0			0
<b>Vehicle Storage</b>													
# of Vehicles (Police Storage)	0	0	0	0	1	0	0	0	0	0			1
# of Vehicles (Owners Request)	0	0	0	0	0	0	0	0	1	0			1
Community Contacts	16	60	20	26	15	3	22	15	10	8			195