



Charlestown Crime Report

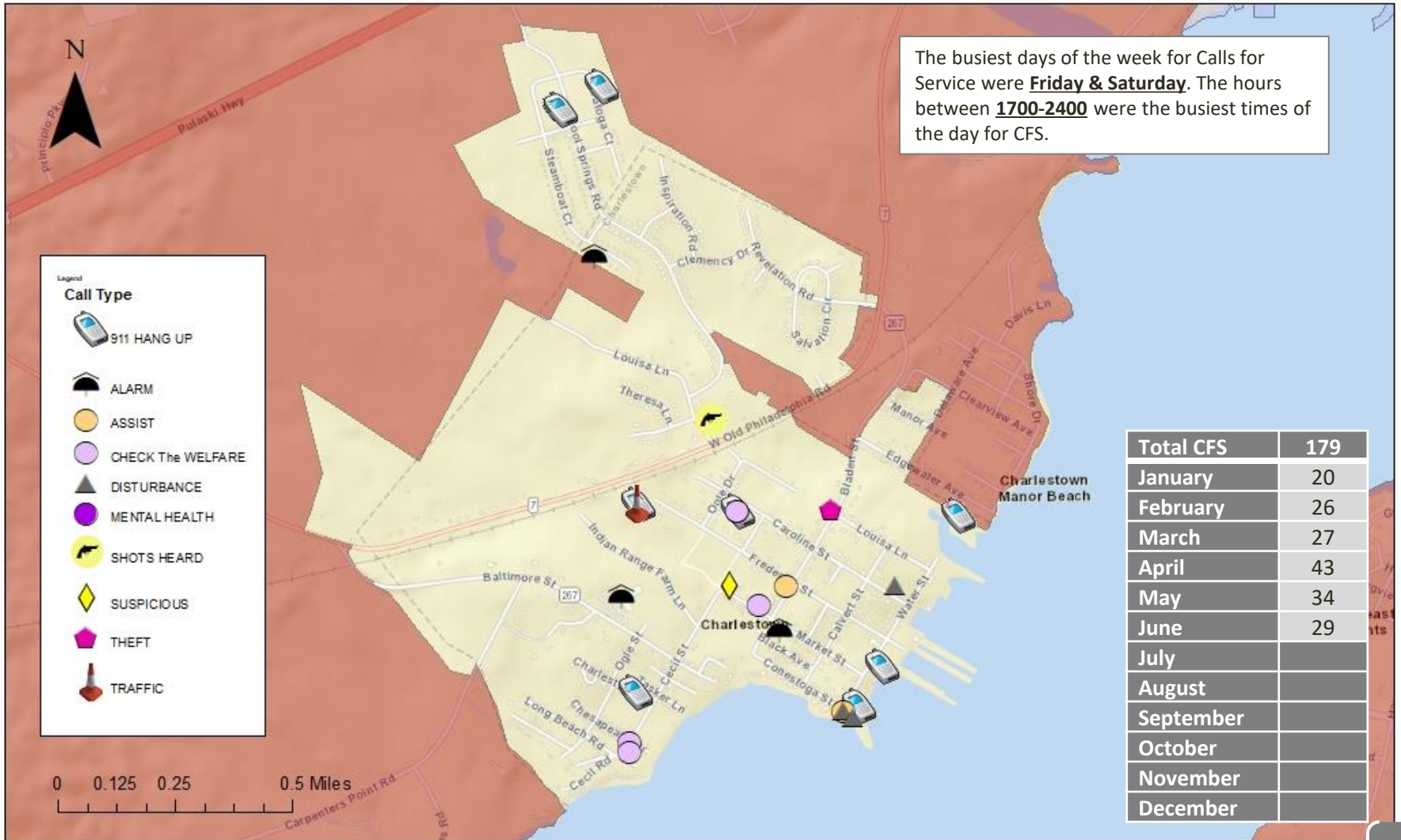
June 2024



Disclaimer

- The following statistics are based on the Cecil County Sheriff's Office (CCSO) Records Management System. Numbers are derived through case coding and geocoding mapping results (approx. 5-7% margin of error). Additionally, the following information is subject to change based upon late reporting, closures, and other unforeseen circumstances.
- Non-Officer Initiated Calls for Service (CFS) Include all calls that were dispatched. Please note that a CFS may not indicate that a crime has occurred.
- Data in this report range from June 1, 2024 through June 30, 2024.

Charlestown - Non-Officer Initiated Calls for Service June 2024



Date Completed: July 8, 2024
Completed By: Jennifer Heitz

Calls for Service – Town Limits



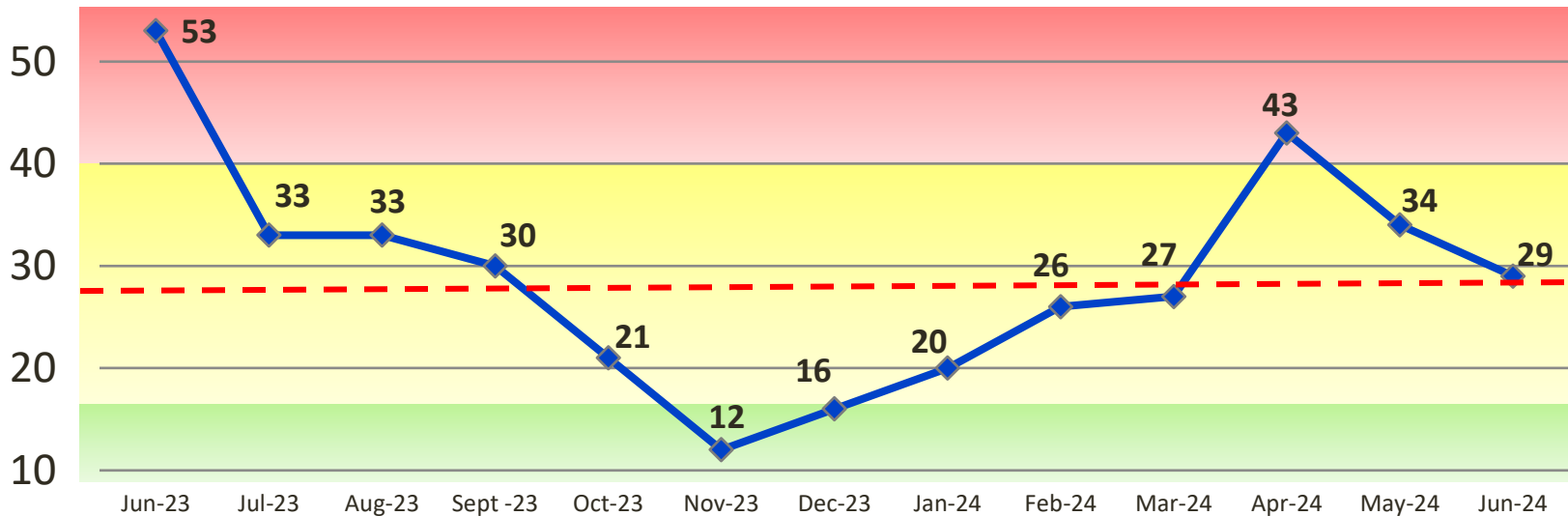
Total 2024 CFS: 179 (Jan. – Jun. 2024)

Total 2023 CFS: 188 (Jan. – Jun. 2023)

5% decrease in non-officer-initiated calls for service when comparing 2023 YTD to 2024 YTD.

45% decrease in non-officer-initiated calls for service when comparing June 2023 to June 2024.

2023 - 2024

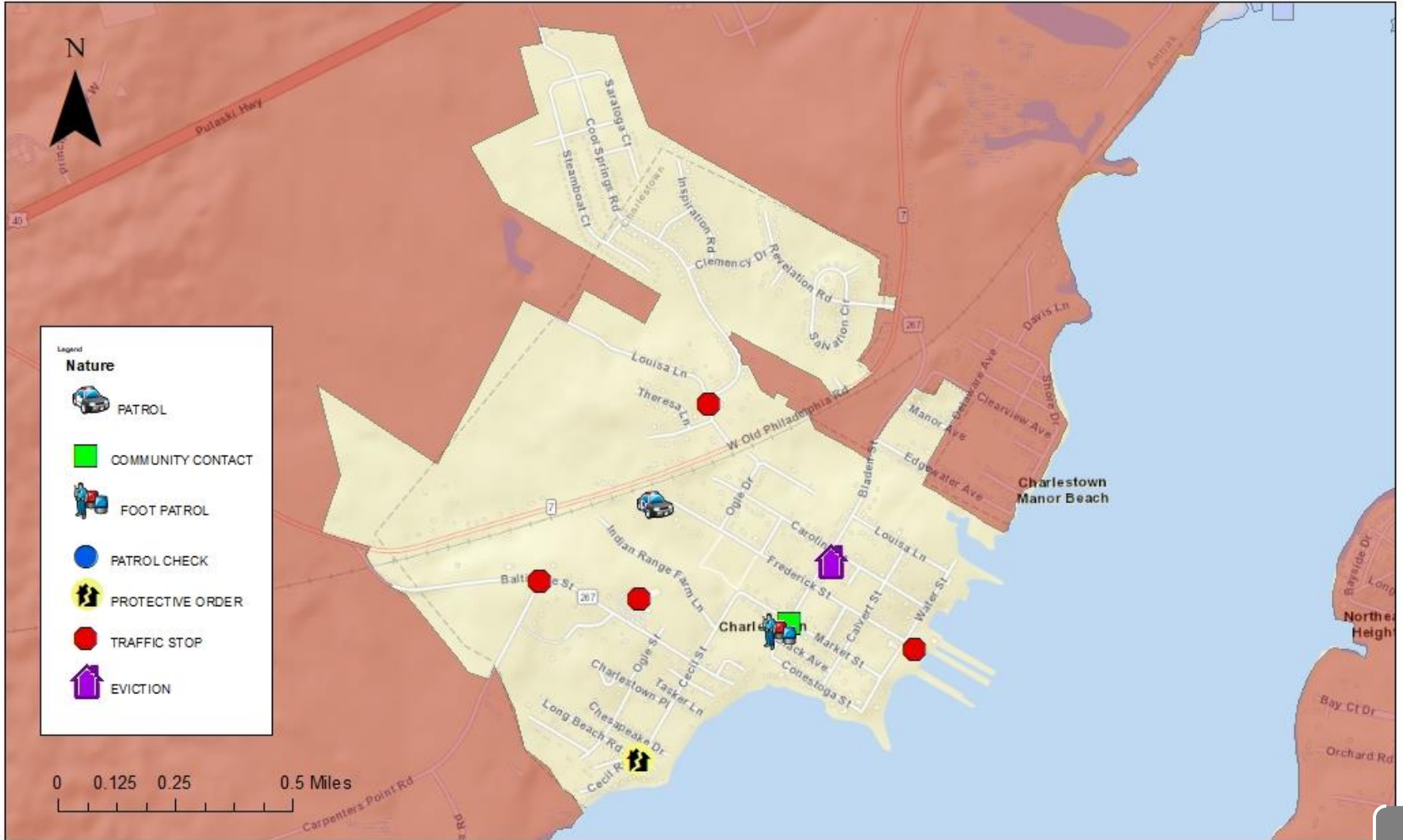


- High Range
- Normal Range
- Low Range

- July 2022 - July 2023
- Average of Calls for Service
(average based on 2023 CFS #'s=28 CFS/month)

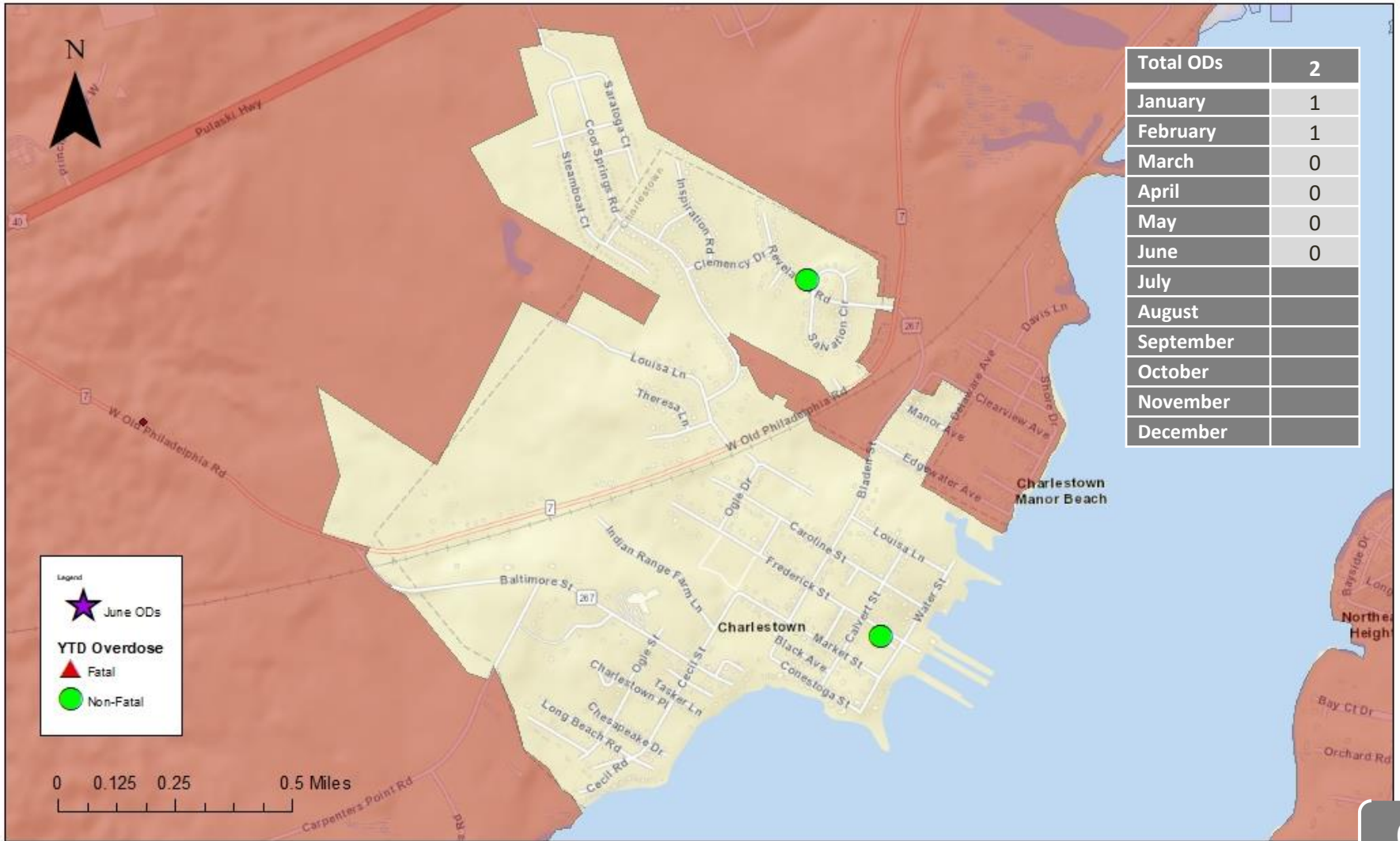
Includes Calls for Service handled by the Maryland State Police

Charlestown - Officer Initiated Calls for Service June 2024



Date Completed: July 8, 2024
Completed By: Jennifer Heitz

Charlestown - Overdoses June 2024



Total ODs	2
January	1
February	1
March	0
April	0
May	0
June	0
July	
August	
September	
October	
November	
December	



Date Completed: July 8, 2024
Completed By: Jennifer Heitz

2024 Charlestown Patrol Stats

Charlestown Patrol	Jan. 2024	Feb. 2024	Mar. 2024	Apr. 2024	May 2024	Jun. 2024	Jul. 2024	Aug. 2024	Sept. 2024	Oct. 2024	Nov. 2024	Dec. 2024	YTD Stats
Administrative													
Patrol Shifts Approved	10	10	10	10	20	20							80
Patrol Hours Approved	40	40	40	40	80	80							320
Patrol Hours Used	36	40	40	40	56	36							248
Hours Scheduled & Not Covered	0	0	0	0	0	0							0
Hours for Month w/Overtime Used	0	0	0	0	0	0							0
# Shifts Operating Radar	0	0	0	0	0	0							0
Hours of Overtime	0	0	0	0	0	0							0
Calls for Service	1	0	1	4	2	0							8
Calls Received/Assist Out of Town	2	0	1	0	0	0							3
# of Patrol/Property Checks	29	25	35	49	44	34							216
Traffic Enforcement													
Traffic Citations Issued (Radar)	0	0	0	2	1	0							3
Traffic Citations Issued (Non-Radar)	0	0	3	1	4	0							8
Warnings Issued (Radar)	0	0	0	5	4	1							10
Warnings Issued (Non-Radar)	1	0	5	5	5	2							18
Repair Orders Issued	0	0	0	0	0	0							0
Parking Citations	0	0	0	0	0	0							0
Criminal Warrant/Summons													
District Court Warrants Served	0	0	0	0	0	0							0
Circuit Court Warrants Served	0	0	0	0	0	0							0
Total Warrant Attempts	0	0	0	0	0	0							0
Criminal Summons Served	0	0	0	0	0	0							0
Civil Process													
Civil Papers Served	0	0	0	0	0	0							0
Civil Papers Attempted	0	0	0	0	0	0							0
Arrests													
DUI/DWI Arrest	0	0	1	0	0	0							1
Traffic Related Arrests	0	0	1	1	1	0							3
On-View/Criminal Arrest	0	0	0	0	0	0							0
Juvenile Arrest	0	0	0	0	0	0							0
Adult Arrests	0	0	0	0	0	0							0
Civil Citations													
CDS	0	0	0	0	0	0							0
Other	0	0	0	0	0	0							0
Vehicle Storage													
# of Vehicles (Police Storage)	0	0	0	0	1	0							1
# of Vehicles (Owners Request)	0	0	0	0	0	0							0
Community Contacts	16	60	20	26	15	3							140