

Charlestown Crime Report

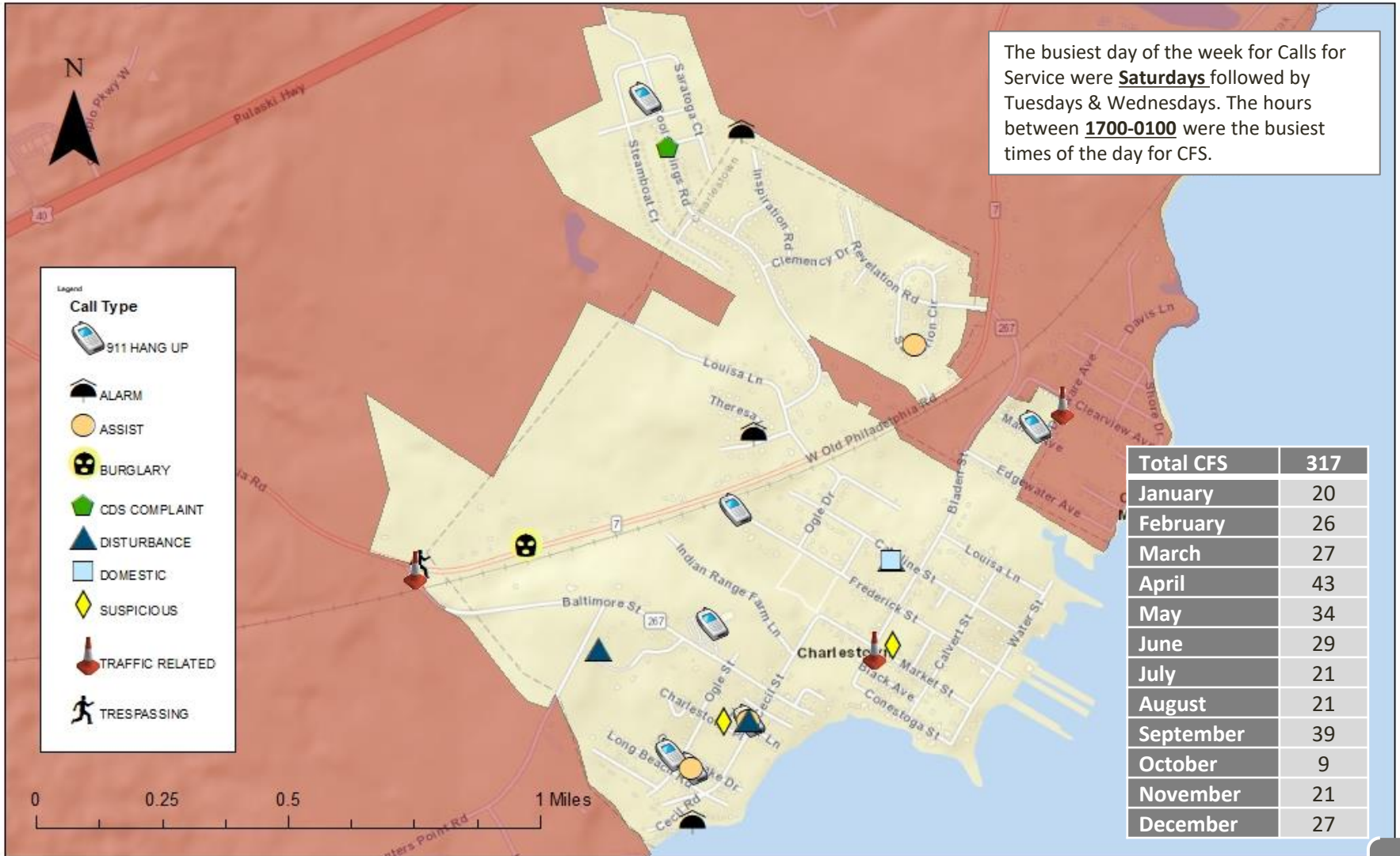
December 2024



Disclaimer

- The following statistics are based on the Cecil County Sheriff's Office (CCSO) Records Management System. Numbers are derived through case coding and geocoding mapping results (approx. 5-7% margin of error). Additionally, the following information is subject to change based upon late reporting, closures, and other unforeseen circumstances.
- Non-Officer Initiated Calls for Service (CFS) Include all calls that were dispatched. Please note that a CFS may not indicate that a crime has occurred.
- Data in this report range from December 1, 2024 through December 31, 2024.

Charlestown - Non-Officer Initiated Calls for Service December 2024



The busiest day of the week for Calls for Service were **Saturdays** followed by Tuesdays & Wednesdays. The hours between **1700-0100** were the busiest times of the day for CFS.



Date Completed: January 6, 2025
Completed By: Jennifer Heitz

Calls for Service – Town Limits

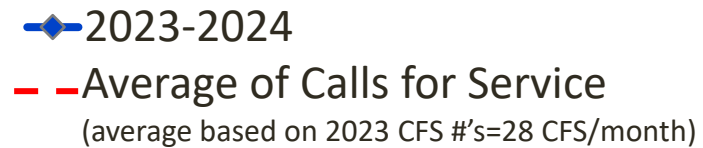
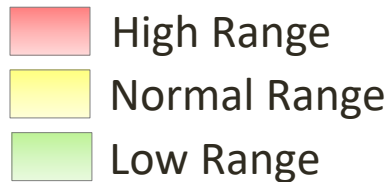
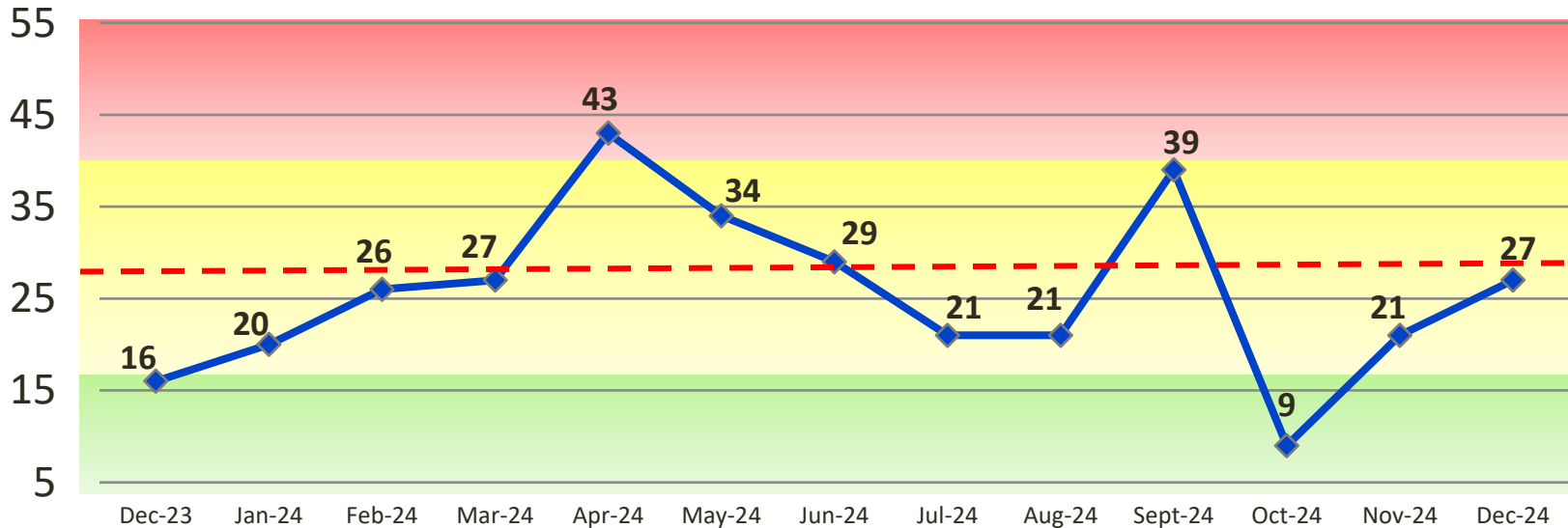


Total 2024 CFS: 317 (Jan. – Dec. 2024)

Total 2023 CFS: 333 (Jan. – Dec. 2023)

5% decrease in non-officer-initiated calls for service when comparing 2023 YTD to 2024 YTD.

2023 - 2024

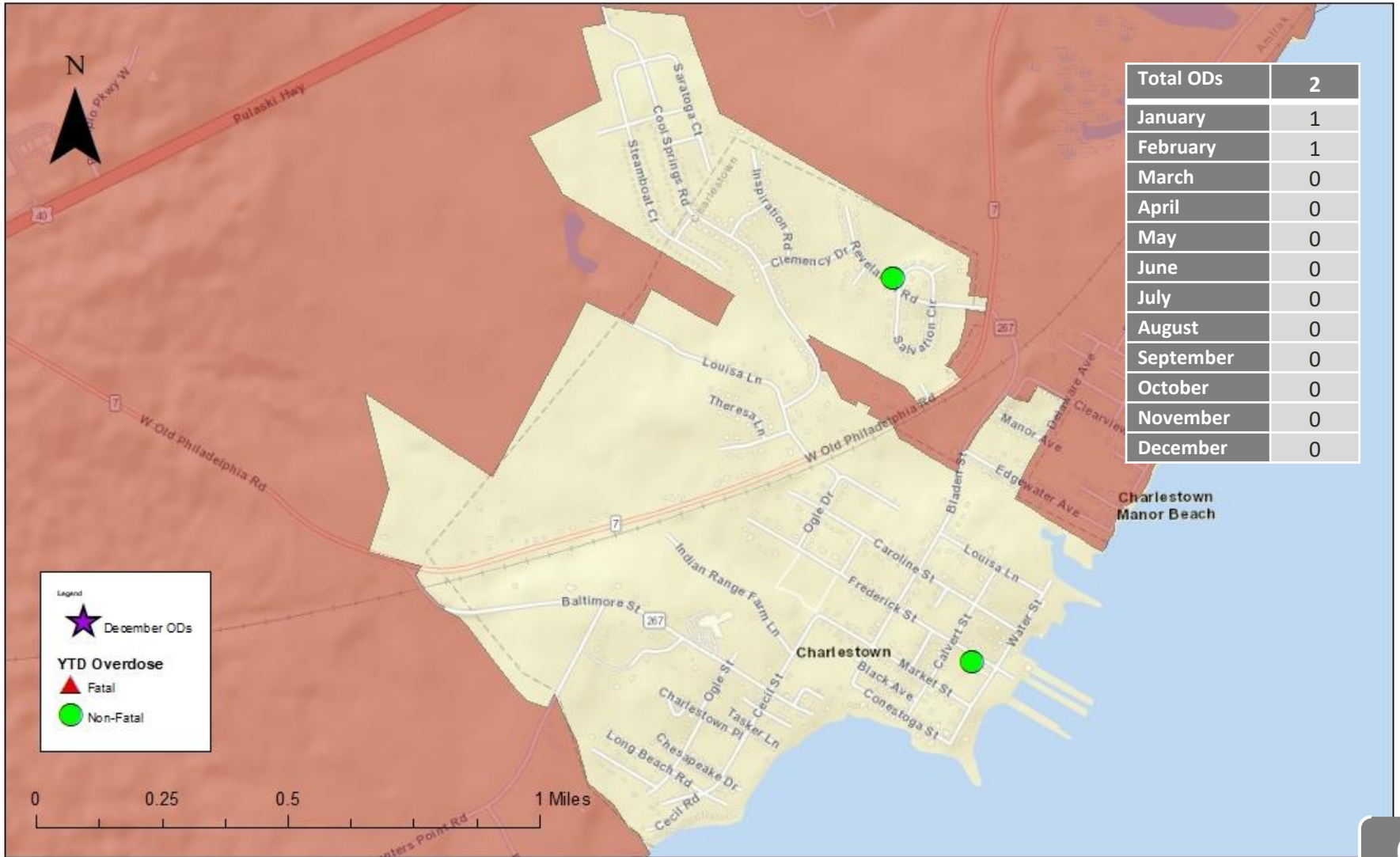


Includes Calls for Service handled by the Maryland State Police

Charlestown - Officer Initiated Calls for Service December 2024



Charlestown - Overdoses December 2024



| | |
|-----------|---|
| Total ODs | 2 |
| January | 1 |
| February | 1 |
| March | 0 |
| April | 0 |
| May | 0 |
| June | 0 |
| July | 0 |
| August | 0 |
| September | 0 |
| October | 0 |
| November | 0 |
| December | 0 |



Date Completed: January 6, 2025
Completed By: Jennifer Heitz

2024 Charlestown Patrol Stats

| Charlestown Patrol | Jan. 2024 | Feb. 2024 | Mar. 2024 | Apr. 2024 | May 2024 | Jun. 2024 | Jul. 2024 | Aug. 2024 | Sept. 2024 | Oct. 2024 | Nov. 2024 | Dec. 2024 | YTD Stats |
|--------------------------------------|-----------|-----------|-----------|-----------|----------|-----------|-----------|-----------|------------|-----------|-----------|-----------|-----------|
| Administrative | | | | | | | | | | | | | |
| Patrol Shifts Approved | 10 | 10 | 10 | 10 | 20 | 20 | 20 | 20 | 20 | 10 | 10 | 10 | 170 |
| Patrol Hours Approved | 40 | 40 | 40 | 40 | 80 | 80 | 80 | 80 | 80 | 40 | 40 | 40 | 680 |
| Patrol Hours Used | 36 | 40 | 40 | 40 | 56 | 36 | 44 | 60 | 64 | 40 | 40 | 40 | 536 |
| Hours Scheduled & Not Covered | 0 | 0 | 0 | 0 | 0 | 0 | 0 | 0 | 0 | 0 | 0 | 0 | 0 |
| Hours for Month w/Overtime Used | 0 | 0 | 0 | 0 | 0 | 0 | 0 | 0 | 0 | 0 | 0 | 0 | 0 |
| # Shifts Operating Radar | 0 | 0 | 0 | 0 | 0 | 0 | 0 | 0 | 0 | 0 | 0 | 0 | 0 |
| Hours of Overtime | 0 | 0 | 0 | 0 | 0 | 0 | 0 | 0 | 0 | 0 | 0 | 0 | 0 |
| Calls for Service | 1 | 0 | 1 | 4 | 2 | 0 | 2 | 1 | 1 | 0 | 5 | 1 | 18 |
| Calls Received/Assist Out of Town | 2 | 0 | 1 | 0 | 0 | 0 | 1 | 0 | 1 | 0 | 0 | 0 | 5 |
| # of Patrol/Property Checks | 29 | 25 | 35 | 49 | 44 | 34 | 75 | 109 | 148 | 43 | 28 | 49 | 668 |
| Traffic Enforcement | | | | | | | | | | | | | |
| Traffic Citations Issued (Radar) | 0 | 0 | 0 | 2 | 1 | 0 | 0 | 1 | 0 | 0 | 0 | 0 | 4 |
| Traffic Citations Issued (Non-Radar) | 0 | 0 | 3 | 1 | 4 | 0 | 3 | 1 | 2 | 2 | 2 | 0 | 18 |
| Warnings Issued (Radar) | 0 | 0 | 0 | 5 | 4 | 1 | 28 | 8 | 9 | 2 | 1 | 5 | 63 |
| Warnings Issued (Non-Radar) | 1 | 0 | 5 | 5 | 5 | 2 | 0 | 6 | 6 | 3 | 7 | 0 | 40 |
| Repair Orders Issued | 0 | 0 | 0 | 0 | 0 | 0 | 0 | 0 | 0 | 0 | 0 | 0 | 0 |
| Parking Citations | 0 | 0 | 0 | 0 | 0 | 0 | 0 | 0 | 0 | 0 | 0 | 0 | 0 |
| Criminal Warrant/Summons | | | | | | | | | | | | | |
| District Court Warrants Served | 0 | 0 | 0 | 0 | 0 | 0 | 0 | 0 | 0 | 0 | 0 | 0 | 0 |
| Circuit Court Warrants Served | 0 | 0 | 0 | 0 | 0 | 0 | 0 | 0 | 0 | 0 | 0 | 0 | 0 |
| Total Warrant Attempts | 0 | 0 | 0 | 0 | 0 | 0 | 0 | 0 | 0 | 0 | 0 | 0 | 0 |
| Criminal Summons Served | 0 | 0 | 0 | 0 | 0 | 0 | 0 | 0 | 0 | 0 | 0 | 0 | 0 |
| Civil Process | | | | | | | | | | | | | |
| Civil Papers Served | 0 | 0 | 0 | 0 | 0 | 0 | 0 | 0 | 0 | 0 | 0 | 0 | 0 |
| Civil Papers Attempted | 0 | 0 | 0 | 0 | 0 | 0 | 0 | 0 | 0 | 0 | 0 | 0 | 0 |
| Arrests | | | | | | | | | | | | | |
| DUI/DWI Arrest | 0 | 0 | 1 | 0 | 0 | 0 | 0 | 0 | 0 | 0 | 0 | 0 | 1 |
| Traffic Related Arrests | 0 | 0 | 1 | 1 | 1 | 0 | 0 | 0 | 0 | 0 | 0 | 0 | 3 |
| On-View/Criminal Arrest | 0 | 0 | 0 | 0 | 0 | 0 | 0 | 0 | 0 | 0 | 0 | 0 | 0 |
| Juvenile Arrest | 0 | 0 | 0 | 0 | 0 | 0 | 0 | 0 | 0 | 0 | 0 | 0 | 0 |
| Adult Arrests | 0 | 0 | 0 | 0 | 0 | 0 | 0 | 0 | 0 | 0 | 0 | 0 | 0 |
| Civil Citations | | | | | | | | | | | | | |
| CDS | 0 | 0 | 0 | 0 | 0 | 0 | 0 | 0 | 0 | 0 | 0 | 0 | 0 |
| Other | 0 | 0 | 0 | 0 | 0 | 0 | 0 | 0 | 0 | 0 | 0 | 0 | 0 |
| Vehicle Storage | | | | | | | | | | | | | |
| # of Vehicles (Police Storage) | 0 | 0 | 0 | 0 | 1 | 0 | 0 | 0 | 0 | 0 | 0 | 0 | 1 |
| # of Vehicles (Owners Request) | 0 | 0 | 0 | 0 | 0 | 0 | 0 | 0 | 1 | 0 | 0 | 0 | 1 |
| Community Contacts | 16 | 60 | 20 | 26 | 15 | 3 | 22 | 15 | 10 | 8 | 10 | 8 | 213 |